



AP Series

Programmable Logic Controller

Distributor



TECO
TECO ELECTRIC & MACHINERY CO., LTD.

10F, No. 3-1, Park St., Nan-Kang, Taipei 115, Taiwan
 TEL : 886-2-6615-9111Ext.1725 FAX : 886-2-6615-1033
<http://globalsa.teco.com.tw>

Specifications covered in this brochure may be subject to change without notice.



GJ-75-01 2016-03-15

AP Advanced PLC

TECO developed fast-speed, high-quality, reliably new generation of Programmable Logic Controller (PLC)



AP Series Programmable Logic Controller



Main feature

- Apply to stand-alone automation equipment
- Enhanced high-speed counter and pulse output and interpolation function for positioning control
- Abundant communication function, such as support for multiple protocols

Basic performance enhancement

- Full series dimension 90mm height designed to meet small and medium PLC product design trends
- Fast instruction execution speed: 0.18us / step (ANB)
- Large program memory capacity
Program memory: 4~24K steps size, With complete basic / application instructions, arithmetic instructions such as ADD / SUB / MUL / DIV...etc, triangular instructions such as SIN / COS / TAN...etc, matrix input, seven-segment display output... and other simple communication commands, as well as with the floating-point PID control instruction
- Easy for expanded the I/O points
AP100 main module is divided into: 10/14/20/30 points, 20/30 points main module can adapted to expansion card, 30 points main module adapted to expansion module, expandable up to 128 points.
AP200 main module is divided into: 24/32/40/60 points, all main module can adapted to expansion card, all main module adapted to expansion module, expandable up to 256 points
AP300 main module is divided into: 24/32/40/60 points, all main module can adapted to expansion card, all main module adapted to expansion module, expandable up to 384 points
- Provided with powerful function such as Real Time Clock, PWM, Run/Stop switch, Flash Memory, etc.
- Easy for maintenance and installation, and use Din rail (track) installation
- Various types of expansion cards such as Digital \ analog \ communication function...etc
- The Expansion Module and existed program are compatible with TP03 series's.

High-speed counter, pulse output positioning control function

- Built-in two high-speed PWM pulse output of 200kHz, which can control a servo or stepper motor drive
- Built-in high-speed counter function, the maximum frequency of 20kHz (AP100) / 100kHz (AP200) / 200kHz (AP300) high-speed counter, and have a single-phase or two-phase high-speed counter input with interrupt capability
- Built in motion Instruction of linear interpolation(AP200/AP300) & circular Interpolation(AP300)

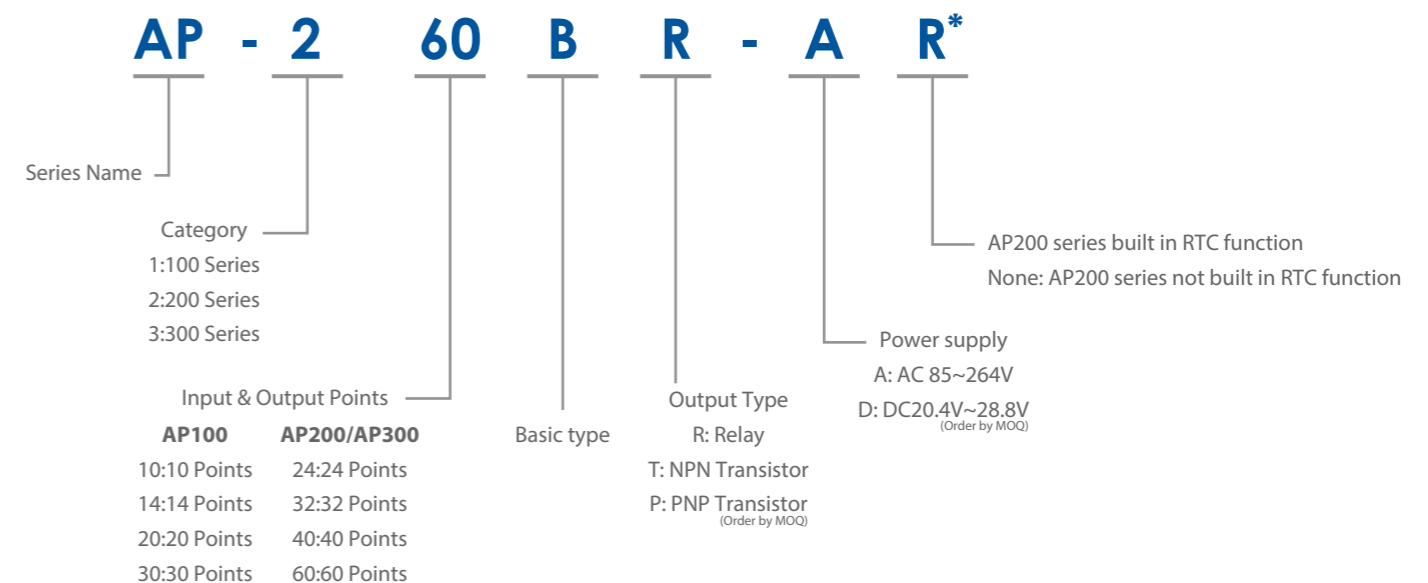
Abundant communication function

- Four communication ports: PG \ MiniUSB \ RS485 & expansion card, all provided standard Modbus protocol, User can easily form a network architecture. Which the built PG and MiniUSB port can be used as a PC program to write the corresponding interface connectivity.
- Computer link function: One PC can control 255 sets of AP-PLC, The programming editor use the Ladder Diagram \ Instruction List \ Sequential Function Chart \ programming editor is very user friendly
- provides MODBUS (RTU mode) protocol, you can use the convenient instruction and establish communication between the inverter and the human-machine interface
- Support MODBUS (RTU mode), TCP / IP, CANopen etc... Protocol



Category	Voltage Range	Points Range
AP-100 Series	DC 20.4~28.8V AC85~264V	10 ~ 30 Points
AP-200 Series	DC 20.4~28.8V AC85~264V	24 ~ 60 Points
AP-300 Series	DC 20.4~28.8V AC85~264V	24 ~ 60 Points

AP Series Main Module Model Description



Specification

Item	Series	AP100 Series BR/BT/BP	AP200 Series BR/BT/BP	AP300 Series BR/BT/BP		
Basic module outline		Brick type				
Run/stop switch		Built in				
Safety certification		CE / UL				
Memory retentive		Flash memory		Lithium battery		
Program Capacity		4K steps (Flash)	8K steps (Flash)	24K steps (RAM)		
Operation control		Reciprocating scan the program in the memory				
Input/ output		Scanning from Start to End (End instruction) then from Start to End again				
Program Software		AP-PCLINK				
Program type		Ladder Diagram / Instruction List / Sequential Function Chart				
Scan time	Basic Instruction	36(ANB/ORB etc. : 0.18 μs/step, LD/AND/OR etc. : 0.44μs/step)				
	Application Instruction	149	158	165		
Monitoring / debugging		Program execution time display, bit / character, device settings				
Self-diagnosis		Input / output checks, the system performs time-out check is not legitimate command checks the program syntax checking and password settings				
Communication port	PC	RS422 function, linked with editing software for PC				
	RS485	Built in one communication port				
	Mini USB	linked with editing software for PC				
	expansion card	Except AP100 Series 10 points and 14 points is not expandable, The rest can be used by AP Series AP-485BD, AP-232BD communications and other expansion cards				
Communication function	RS485 communication interface	Built in 1 communication port , for HMI , Modbus master/slave function(4800bps~500kbps)				
	protocol	USB slave , Profibus-DP slave , DeviceNet slave , TCP/IP , CanOpen				
High Speed input (X0~X5 / X10~X13)	High speed counter*1	Single phase (Max: 20kHz)×6 Pt.	Single phase (Max: 100kHz)×4 Pt. & (Max: 20kHz)×2Pt.	Single phase (Max: 200kHz)×6Pt. & (Max: 20kHz)×4Pt.		
		two-phase (Max: 10kHz)×2 Pt.	two-phase (Max: 50kHz)×2 Pt. & (Max: 10kHz)×1Pt.	two-phase (Max: 100kHz)×3Pt. & (Max: 10kHz)×2Pt.		
	Interrupt input	6 Pt.(correspondence I00*~I50*) : Minimum pulse width of 50 μs				
Pulse output*2	Pulse output	2 Pt. Y0~Y1 , With acceleration / deceleration, no interpolation function	2Pt. Y0~Y1 , With acceleration / deceleration, linear interpolation function	4Pt. Y0~Y3 , With acceleration / deceleration, linear/ circular interpolation function		
	PWM output	2 Pt. Y0~Y1		4Pt. Y0~Y3		
	High speed output	2 Pt. Y0~Y1 : 200kHz(Max)		4 Pt. Y0~Y3 : 200kHz(Max)		
Real Time Clock	AP-110	none	Optional RTC expansion card or ordering RTC models	Built in RTC		
	AP-114					
	AP-120	Optional RTC expansion card				
	AP-130					
		Second(D8013) 、 Minute(D8014) 、 Hour(D8015) 、 day(D8016) 、 month(D8017) 、 year(D8018) 、 week(D8019) And with 30s offset				
The maximum expansion of digital and analog input / output Points. Number (Analog Module is 12Bits resolution)	AP-110	No expanded	Expansion card: DI/O: 4 AI/O: 2/1	Expansion card: DI/O: 4 AI/O: 2/1		
	AP-114					
	AP-120	Expansion card: DI/O: 4 AI/O: 2/1			Expansion Module: DI/O: 256 AI/O: 56/8	Expansion Module: DI/O: 384 AI/O: 56/8
	AP-130	Expansion card: DI/O: 4 AI/O: 2/1 Expansion Module: DI/O: 128 AI/O: 56/8			Expansion Module: DI/O: 256 AI/O: 56/8	Expansion Module: DI/O: 384 AI/O: 56/8

Item	Series	AP100 Series BR/BT/BP	AP200 Series BR/BT/BP	AP300 Series BR/BT/BP
Expansion card number	AP-110	none	AP-224	AP-324
	AP-114		AP-232	AP-332
	AP-120	1	AP-240	AP-340
	AP-130		AP-260	AP-360
Type of Expansion card	Digital I/O	AP110/AP114 : none , Rest AP Series : AP-4DBD , AP-4RBD , AP-2D2TBD		
	Analog I/O (10Bits resolution)	AP110/AP114 : none , Rest AP100 & AP200 Series : AP-2AIBD , AP-1AOBD , AP-3MABD		AP-2AIBD , AP-1AOBD , AP-3MABD , (Only the 2A1BD can mount the AP360's second slot)
	Communication	AP110/AP114 : none , Rest AP Series : AP-485BD , AP-232BD , AP-ENBD		
	Other	AP110/AP114 : none , other AP Series : AP-RTCBD		
Expansion Module	AP110/AP114/AP120 : none , Rest AP Series : DIO/AIO/ Temperature compatible with TP03 series Expansion Module and TP02 series Digital Expansion Module , Not compatible with TP02 series Analog Expansion Module			
Type of Expansion Module	Digital Module	AP110/114/120 : None AP130 : 128 Pt.	256 Pt. *3	384 Pt. *3
	Analog Module (12Bits resolution)	AP110/AP114/AP120 : none , Rest AP Series : 7 sets of TP03-8AD and 4 sets of TP03-2DA		
	Maximum analog I/O	AP110/AP114/AP120 : none , Rest AP Series : 56 input channels / 8 output channels		
Relay & Register	Digital I/O Relay	X000~X377(Octal) : 256 Pt. Y000~Y377(Octal) : 256 Pt. (The actual expansion X000~X377 , Y000~Y377)		
	Auxiliary Relay	General Auxiliary Relay: M0~M1535(1536Pt.)		General Auxiliary Relay: M0~M7679(7680Pt.)
		Special Auxiliary Relay: M8000~M8511(512Pt.)		
	Step Relay	S0~S1023(1024Pt.)		
	Timer	100Pt. (100ms : 44Pt. , 10ms : 46Pt. , 1ms accumulating function : 4Pt. , 100ms accumulating function : 6Pt.)	256Pt. (100ms : 200Pt. , 10ms : 46Pt. , 1ms accumulating function : 4Pt. , 100ms accumulating function : 6Pt.)	512Pt. (100ms : 200Pt. , 10ms : 46Pt. , 1ms : 256Pt. , 1ms accumulating function : 4Pt. , 100ms accumulating function : 6Pt.)
	Counter	136Pt. (16bit : 100Pt. , 32bit : 36Pt.)	256Pt. (16bit : 200Pt. , 32bit : 56Pt.)	512Pt. (16bit : 200Pt. , 32bit : 312Pt.)
	Data Register D	General Register : D000~D511(512Pt.)	General Register : D000~D2047(2048Pt.)	General Register : D000~D7999(8000Pt.)
Data Register W	Special Register : D8000~D8511(512Pt.)		32768Pt. : W0-W32767	
Index Register	32Pt. : V00~V15/Z00~Z15			
Stack pointer	Mark N0~N7(8Pt.) , Pointer P0~P127(128Pt.) , Input Interrupt I00*~I50*(6Pt.) Timer interrupt I6**~I8**(3Pt.) , Counter Interrupt I010~I060(6Pt.)			
Special Register	F0~F1999 : 2000Pt. (AP-PCLINK cannot monitor this range)			
Constant	Decimal (K)	16 bits : -32768~32767 , 32 bits : -2147483648~2147483647		
	Hexadecimal (H)	16 bits : 0~FFFFH , 32 bits : 0~FFFFFFFFH		
	Float(E)	-3402823×10 ³² ~ -1175494×10 ⁴⁴ , 0 , 1175494×10 ⁴⁴ ~ 3402823×10 ³²		

*1 : High-speed counter depending on different models, in a certain voltage range in order to respond to the corresponding frequency.

*2 : Only transistor output has this feature.

*3 : When connect the expansion I/O modules. Must review the power supply capacity

Product List of Main Module

Category	Model	Power Supply Range	Input		Output		Terminal Block	Dimension W×H×D (mm)				
			Pt.	Category	Pt.	Category						
AP-100 Series Main Module	AP-110BR-A	100-240VAC -15%,+10%	6	NPN/ PNP	4	Relay	Japan Type, Single row, fixed Terminal Blocks, Pitch: 7.62mm	95×90×70(Fig 1)				
	AP-114BR-A		8		6			95×90×70(Fig 1)				
	AP-120BR-A		12		8			124×90×70(Fig 2)				
	AP-130BR-A		16		14			175×90×70(Fig 3)				
	AP-110BT-A		6		4			95×90×70(Fig 1)				
	AP-114BT-A		8		6			95×90×70(Fig 1)				
	AP-120BT-A	12	8	124×90×70(Fig 2)								
	AP-130BT-A	16	14	175×90×70(Fig 3)								
	AP-110BR-D*	24VDC -15%,+20%	6	NPN/ PNP	4	Transistor	95×90×70(Fig 1)					
	AP-114BR-D*		8		6		95×90×70(Fig 1)					
	AP-120BR-D*		12		8		124×90×70(Fig 2)					
	AP-130BR-D*		16		14		175×90×70(Fig 3)					
	AP-110BT-D*		6		4		95×90×70(Fig 1)					
	AP-114BT-D*		8		6		95×90×70(Fig 1)					
AP-120BT-D*	12		8		124×90×70(Fig 2)							
AP-130BT-D*	16		14		175×90×70(Fig 3)							
AP-200 Series Main Module	AP-224BR-A	100-240VAC -15%,+10%	12	NPN/ PNP	12	Relay	Japan Type, Dual rows, Pluggable Terminal Blocks, Pitch: 7.62mm	124×90×85(Fig 4)				
	AP-232BR-A		16		16			124×90×85(Fig 4)				
	AP-240BR-A		24		16			150×90×85(Fig 5)				
	AP-260BR-A		36		24			175×90×85(Fig 6)				
	AP-224BT-A		12		12			124×90×85(Fig 4)				
	AP-232BT-A		16		16			124×90×85(Fig 4)				
	AP-240BT-A	24	16	150×90×85(Fig 5)								
	AP-260BT-A	36	24	175×90×85(Fig 6)								
	AP-224BR-D*	24VDC -15%,+20%	12	NPN/ PNP	12	Transistor	124×90×85(Fig 4)					
	AP-232BR-D*		16		16		124×90×85(Fig 4)					
	AP-240BR-D*		24		16		150×90×85(Fig 5)					
	AP-260BR-D*		36		24		175×90×85(Fig 6)					
	AP-224BT-D*		12		12		124×90×85(Fig 4)					
	AP-232BT-D*		16		16		124×90×85(Fig 4)					
	AP-240BT-D*		24		16		150×90×85(Fig 5)					
	AP-260BT-D*		36		24		175×90×85(Fig 6)					
	AP-300 Series Main Module		AP-324BR-A		100-240VAC -15%,+10%		12	NPN/ PNP	12	Relay	Japan Type, Dual rows, Pluggable Terminal Blocks, Pitch: 7.62mm	124×90×85(Fig 7)
			AP-332BR-A				16		16			124×90×85(Fig 7)
AP-340BR-A			24				16		150×90×85(Fig 8)			
AP-360BR-A			36				24		175×90×85(Fig 9)			
AP-324BT-A		12	12	124×90×85(Fig 7)								
AP-332BT-A		16	16	124×90×85(Fig 7)								
AP-340BT-A		24	16	150×90×85(Fig 8)								
AP-360BT-A		36	24	175×90×85(Fig 9)								
AP-324BR-D*		24VDC -15%,+20%	12	NPN/ PNP	12	Transistor	124×90×85(Fig 7)					
AP-332BR-D*			16		16		124×90×85(Fig 7)					
AP-340BR-D*			24		16		150×90×85(Fig 8)					
AP-360BR-D*			36		24		175×90×85(Fig 9)					
AP-324BT-D*			12		12		124×90×85(Fig 7)					
AP-332BT-D*			16		16		124×90×85(Fig 7)					
AP-340BT-D*			24		16		150×90×85(Fig 8)					
AP-360BT-D*			36		24		175×90×85(Fig 9)					

* Order by MOQ

Appearance reference

AP-100 Series Main Module




Fig 1-AP-110/140




Fig 2-AP-120




Fig 3-AP-130

AP100 Series Main Module: 10/14/20/30 Pt. 20/30 suit for Expansion card. 30 pt expandable up to 128 Pt.

AP-200 Series Main Module




Fig 4-AP-224/232




Fig 5-AP-240




Fig 6-AP-260

AP200 Series Main Module: 24/32/40/60 Pt., expandable up to 256 Pt.

AP-300 Series Main Module




Fig 7-AP-324/332




Fig 8-AP-340








Fig 9-AP-360

AP300 Series Main Module: 24/32/40/60 Pt., expandable up to 384 Pt.

Expansion Module Product List of Expansion module

Model	Power Supply Range	Input / Output	Description	Dimension W×H×D (mm)
AP-8EMR	None	4/4	8 Pt. digital Input/output module (Relay)	 W45×H90×D85mm
AP-8EMT		4/4	8 Pt. digital Input/output module (NPN Transistor)	
AP-8EMP		4/4	8 Pt. digital Input/output module (PNP Transistor)	
AP-8EYR		0/8	8 Pt. digital output module (Relay)	
AP-8EYT		0/8	8 Pt. digital output module (NPN Transistor)	
AP-8EYP		0/8	8 Pt. digital output module (PNP Transistor)	
AP-8EXD		8/0	8 Pt. digital input modules	
AP-16EMR	None	8/8	16 Pt. digital Input/output module (Relay)	 W57×H90×D85mm
AP-16EMT		8/8	16 Pt. digital Input/output module (NPN Transistor)	
AP-16EMP		8/8	16 Pt. digital Input/output module (PNP Transistor)	
AP-16EYR		0/16	16 Pt. digital output module (Relay)	
AP-16EYT		0/16	16 Pt. digital output module (NPN Transistor)	
AP-16EYP		0/16	16 Pt. digital output module (PNP Transistor)	
AP-16EXD		16/0	16 Pt. Digital input module	
AP-32EMR-A	85~264 VAC	16/16	32 Pt. digital Input/output module (Relay)	 W124×H90×D85mm
AP-32EMT-A		16/16	32 Pt. digital Input/output module (NPN Transistor)	
AP-32EMP-A		16/16	32 Pt. digital Input/output module (PNP Transistor)	
AP-4RD	20.4~28.8 VDC	4/0	PT-100 Temperature input × 4 Channels	 W57×H90×D85mm
AP-4RD-K		4/0	PT-1000 Temperature input × 4 Channels	
AP-4TM		4/0	J/K Temperature input × 4 Channels	
AP-2DA		0/2	0~10V, ±10V, 0~20mA, 4~20mA analog output × 2 Channels	
AP-3MA	2/1	0~10V, 0~20mA analog input × 2 Channels, 0~10V, ±10V, 0~20mA, 4~20mA analog output × 1 Channel		
AP-8AD	8/0	0~10V, 0~20mA analog input × 8 Channels		
TP03-01SPS-A	85~264VAC	N.A	Expansion power supply	W57×H90×D83mm

Product List of Expansion Card

Model	Description	Current consumption	Remark
AP-0CV	Built in Expansion card slot cover	NA	Fig 10
AP-485BD	RS485 multifunction communication interface	DC 3.3V / 3mA	Fig 11
AP-232BD	RS232 multifunction communication interface	DC 3.3V / 11mA	Fig 12
AP-COBD	CANopen communication interface for AP300 module	DC 3.3V / 160mA DC 5V / 130mA	Fig 13
AP-ENBD	Ethernet network communication interface	DC 3.3V / 170mA	Fig 14
AP-4DBD	Digital input × 4 pt.	DC 3.3V / 13mA	Fig 15
AP-4RBD	Relay output × 4 pt.	DC 24V / 30mA	Fig 16
AP-2D2TBD	Digital input × 2pts. Transistor output × 2 pts.	DC 3.3V / 8mA DC 5V / 14mA	Fig 17
AP-RTCBD	Real time clock		Fig 18
AP-2AIBD	0~10V Analog input interface × 2 channels (10 Bit)	DC 24V / 2mA	Customize
AP-1AOBD	Analog output interface × 1 channel (10 Bit)	DC 24V / 23mA	Customize
AP-3MABD	0~10V Analog input interface × 2 channels (10 Bit), Analog output interface × 1 channel (10 Bit)	DC 24V / 25mA	Fig 19
AP-CAMBD	Electronic cam motion control (one-axis)	DC 3.3V / 190mA DC 5V / 70mA	Order by MOQ



Communication module

Model	Power Supply Range	Description	Dimension
TP03-PBUS	20.4~28.8VDC	Profibus-DP Slave station	38×90×59 mm
TP03-DNET		DeviceNet Slave station	
EN01		TCP/IP	

PC Editing Software

Category	Description
AP-PCLINK	PLC Programming software

List of accessory

Category	Model	Description	Remark	Figure
Main Module	TP-200EC	Terminal connector	Built in	
	AP-0CV	Expansion card cover		
		RS-485 terminal		
		Installation Instructions		
Expansion Module	AP-304EC	4 cm Expansion cable	Built in	
	AP-340EC	40 cm Expansion cable	Optional	
PC communication cable	TP-302PC	1.8 M, D-SUB cable (Black)	Optional	
	TP03-ULINK	1.8 M, USB cable		
OP10 communication cable	TP03-102MC	1.8 M, PLC & OP10 cable (Gray)	Optional	
	OP10-PL01	1.8 M, Download cable		

Note:

Terminal connector placed on the Main Module's or the last Expansion Module's expansion slot to connectors to form a complete circuit of the Main & Expansion Module,

System Architecture

